
























		<b>LUCKY VINCENT</b>																																																																																							
REGION: ARUSHA		SCHOOL AVERAGE	272.9	BAND																																																																																					
DISTRICT: ARUSHA MJINI				CATEGORY		1																																																																																			
<b>SUBJECT PERFORMANCE ANALYSIS</b>																																																																																									
<table border="1" style="width: 100%; border-collapse: collapse;"> <thead> <tr> <th style="width: 30%;">SUBJECT NAME</th> <th style="width: 10%;">AVG</th> <th style="width: 10%;">%</th> <th style="width: 10%;">RNK</th> <th style="width: 30%;"></th> </tr> </thead> <tbody> <tr> <td>KISWAHILI</td> <td>49.0</td> <td>98%</td> <td>1</td> <td rowspan="6" style="text-align: center; vertical-align: middle;"> <div style="display: flex; flex-wrap: wrap; justify-content: space-around;"> <div style="text-align: center;">  <p><b>98%</b></p> </div> <div style="text-align: center;">  <p><b>95%</b></p> </div> <div style="text-align: center;">  <p><b>82%</b></p> </div> <div style="text-align: center;">  <p><b>95%</b></p> </div> <div style="text-align: center;">  <p><b>91%</b></p> </div> <div style="text-align: center;">  <p><b>85%</b></p> </div> </div> </td> </tr> <tr> <td>MATHEMATICS</td> <td>47.7</td> <td>95%</td> <td>2</td> </tr> <tr> <td>ENGLISH</td> <td>47.3</td> <td>95%</td> <td>3</td> </tr> <tr> <td>SOCIAL STUDIES</td> <td>45.4</td> <td>91%</td> <td>4</td> </tr> <tr> <td>CIVIC &amp; MORAL</td> <td>42.4</td> <td>85%</td> <td>5</td> </tr> <tr> <td>SCIENCE</td> <td>41.0</td> <td>82%</td> <td>6</td> </tr> <tr> <td colspan="4"><b>BOYS/GIRLS PASS RATE</b></td> <td></td> </tr> <tr> <td>BOYS</td> <td>109</td> <td>0.54</td> <td>54%</td> <td></td> </tr> <tr> <td>GIRLS</td> <td>75</td> <td>0.46</td> <td>46%</td> <td></td> </tr> </tbody> </table>						SUBJECT NAME	AVG	%	RNK		KISWAHILI	49.0	98%	1	<div style="display: flex; flex-wrap: wrap; justify-content: space-around;"> <div style="text-align: center;">  <p><b>98%</b></p> </div> <div style="text-align: center;">  <p><b>95%</b></p> </div> <div style="text-align: center;">  <p><b>82%</b></p> </div> <div style="text-align: center;">  <p><b>95%</b></p> </div> <div style="text-align: center;">  <p><b>91%</b></p> </div> <div style="text-align: center;">  <p><b>85%</b></p> </div> </div>	MATHEMATICS	47.7	95%	2	ENGLISH	47.3	95%	3	SOCIAL STUDIES	45.4	91%	4	CIVIC & MORAL	42.4	85%	5	SCIENCE	41.0	82%	6	<b>BOYS/GIRLS PASS RATE</b>					BOYS	109	0.54	54%		GIRLS	75	0.46	46%																																								
SUBJECT NAME	AVG	%	RNK																																																																																						
KISWAHILI	49.0	98%	1	<div style="display: flex; flex-wrap: wrap; justify-content: space-around;"> <div style="text-align: center;">  <p><b>98%</b></p> </div> <div style="text-align: center;">  <p><b>95%</b></p> </div> <div style="text-align: center;">  <p><b>82%</b></p> </div> <div style="text-align: center;">  <p><b>95%</b></p> </div> <div style="text-align: center;">  <p><b>91%</b></p> </div> <div style="text-align: center;">  <p><b>85%</b></p> </div> </div>																																																																																					
MATHEMATICS	47.7	95%	2																																																																																						
ENGLISH	47.3	95%	3																																																																																						
SOCIAL STUDIES	45.4	91%	4																																																																																						
CIVIC & MORAL	42.4	85%	5																																																																																						
SCIENCE	41.0	82%	6																																																																																						
<b>BOYS/GIRLS PASS RATE</b>																																																																																									
BOYS	109	0.54	54%																																																																																						
GIRLS	75	0.46	46%																																																																																						
<table border="1" style="width: 100%; border-collapse: collapse;"> <thead> <tr> <th colspan="6" style="text-align: center;">GRADE ANALYSIS SUMMARY</th> </tr> <tr> <th style="width: 30%;">SUBJECT NAME/GRADE</th> <th style="width: 10%;">A</th> <th style="width: 10%;">B</th> <th style="width: 10%;">C</th> <th style="width: 10%;">D</th> <th style="width: 10%;">E</th> </tr> </thead> <tbody> <tr> <td>MATHEMATICS</td> <td>196</td> <td>3</td> <td>0</td> <td>0</td> <td>1</td> </tr> <tr> <td>KISWAHILI</td> <td>199</td> <td>0</td> <td>1</td> <td>0</td> <td>0</td> </tr> <tr> <td>ENGLISH</td> <td>196</td> <td>3</td> <td>0</td> <td>0</td> <td>1</td> </tr> <tr> <td>SCIENCE</td> <td>131</td> <td>61</td> <td>6</td> <td>0</td> <td>1</td> </tr> <tr> <td>SOCIAL STUDIES</td> <td>184</td> <td>15</td> <td>0</td> <td>0</td> <td>1</td> </tr> <tr> <td>CIVIC AND MORAL</td> <td>152</td> <td>37</td> <td>7</td> <td>2</td> <td>1</td> </tr> <tr> <td colspan="6"><b>OVERALL GRADE ANALYSIS</b></td> </tr> <tr> <td></td> <td><b>NO.</b></td> <td colspan="2"><b>SEATED</b></td> <td colspan="2"><b>%</b></td> </tr> <tr> <td>A</td> <td>194</td> <td colspan="2" rowspan="3">199</td> <td colspan="2">97%</td> </tr> <tr> <td>B</td> <td>5</td> <td colspan="2">3%</td> </tr> <tr> <td>C</td> <td>0</td> <td colspan="2">0%</td> </tr> <tr> <td>D</td> <td>0</td> <td colspan="2" rowspan="2">1</td> <td colspan="2">0%</td> </tr> <tr> <td>E</td> <td>1</td> <td colspan="2">1%</td> </tr> </tbody> </table>						GRADE ANALYSIS SUMMARY						SUBJECT NAME/GRADE	A	B	C	D	E	MATHEMATICS	196	3	0	0	1	KISWAHILI	199	0	1	0	0	ENGLISH	196	3	0	0	1	SCIENCE	131	61	6	0	1	SOCIAL STUDIES	184	15	0	0	1	CIVIC AND MORAL	152	37	7	2	1	<b>OVERALL GRADE ANALYSIS</b>							<b>NO.</b>	<b>SEATED</b>		<b>%</b>		A	194	199		97%		B	5	3%		C	0	0%		D	0	1		0%		E	1	1%	
GRADE ANALYSIS SUMMARY																																																																																									
SUBJECT NAME/GRADE	A	B	C	D	E																																																																																				
MATHEMATICS	196	3	0	0	1																																																																																				
KISWAHILI	199	0	1	0	0																																																																																				
ENGLISH	196	3	0	0	1																																																																																				
SCIENCE	131	61	6	0	1																																																																																				
SOCIAL STUDIES	184	15	0	0	1																																																																																				
CIVIC AND MORAL	152	37	7	2	1																																																																																				
<b>OVERALL GRADE ANALYSIS</b>																																																																																									
	<b>NO.</b>	<b>SEATED</b>		<b>%</b>																																																																																					
A	194	199		97%																																																																																					
B	5			3%																																																																																					
C	0			0%																																																																																					
D	0	1		0%																																																																																					
E	1			1%																																																																																					
<table border="1" style="width: 100%; border-collapse: collapse;"> <thead> <tr> <th colspan="2" style="text-align: center;">BOY'S VS GIRLS' PASSRATE (%)</th> </tr> </thead> <tbody> <tr> <td style="text-align: center;"> <b>BOYS</b>    <b>54%</b> </td> <td style="text-align: center;"> <b>GIRLS</b>    <b>46%</b> </td> </tr> </tbody> </table>						BOY'S VS GIRLS' PASSRATE (%)		<b>BOYS</b>  <b>54%</b>	<b>GIRLS</b>  <b>46%</b>																																																																																
BOY'S VS GIRLS' PASSRATE (%)																																																																																									
<b>BOYS</b>  <b>54%</b>	<b>GIRLS</b>  <b>46%</b>																																																																																								
<table border="1" style="width: 100%; border-collapse: collapse;"> <thead> <tr> <th colspan="3" style="text-align: center;">OVERALL PERFORMANCE ANALYSIS</th> </tr> </thead> <tbody> <tr> <td>REGISTERED</td> <td style="text-align: center;">202</td> <td style="text-align: center;">100%</td> </tr> <tr> <td>SEATED</td> <td style="text-align: center;">200</td> <td style="text-align: center;">99%</td> </tr> <tr> <td>ABSENTEES</td> <td style="text-align: center;">2</td> <td style="text-align: center;">1%</td> </tr> <tr> <td>PASSED</td> <td style="text-align: center;">199</td> <td style="text-align: center;">99%</td> </tr> <tr> <td>FAILED</td> <td style="text-align: center;">1</td> <td style="text-align: center;">0%</td> </tr> <tr> <td>SCHOOL POSITION</td> <td colspan="2" style="text-align: center;">2</td> </tr> <tr> <td>TOTAL SCHOOLS</td> <td colspan="2" style="text-align: center;">63</td> </tr> </tbody> </table>						OVERALL PERFORMANCE ANALYSIS			REGISTERED	202	100%	SEATED	200	99%	ABSENTEES	2	1%	PASSED	199	99%	FAILED	1	0%	SCHOOL POSITION	2		TOTAL SCHOOLS	63																																																													
OVERALL PERFORMANCE ANALYSIS																																																																																									
REGISTERED	202	100%																																																																																							
SEATED	200	99%																																																																																							
ABSENTEES	2	1%																																																																																							
PASSED	199	99%																																																																																							
FAILED	1	0%																																																																																							
SCHOOL POSITION	2																																																																																								
TOTAL SCHOOLS	63																																																																																								

INDEX	NAME	SEX	MATHEMATICS		KISWAHILI		ENGLISH		SCIENCE		SOCIAL STUDIES		CIVIC & MORAL		TOTAL	AVERAGE	OVR GRADE	SCH POSITION	OVERALL POSITION
1	NANYORI JULIAS NARONYO	F	50	A	50	A	50	A	48	A	48	A	50	A	296	49	A	1	23
2	GILBERT GODFREY MLINGI	M	50	A	50	A	46	A	48	A	48	A	50	A	292	49	A	3	63.5
3	JOHN RAYMOND MRUTU	M	50	A	50	A	48	A	46	A	48	A	50	A	292	49	A	3	63.5
4	PURITY GIDEON ALFREDDY	F	50	A	50	A	50	A	46	A	46	A	50	A	292	49	A	3	63.5
5	PRINCE KANUTE SYLVESTRY	M	50	A	50	A	48	A	48	A	44	A	50	A	290	48	A	5	84.5
6	EDWIN DEUSDEDIT MAGAMBO	M	48	A	50	A	48	A	48	A	46	A	48	A	288	48	A	8	111.5
7	ELIAS ELIAS YOEL	M	46	A	50	A	48	A	46	A	48	A	50	A	288	48	A	8	111.5
8	MELKIZEDECK MUBANGA BALIYIM	M	50	A	50	A	48	A	46	A	48	A	46	A	288	48	A	8	111.5
9	SUHAYLAH MOHAMED HASSAN	F	50	A	48	A	48	A	44	A	48	A	50	A	288	48	A	8	111.5
10	VAILETH APOLONARY DISO	F	50	A	48	A	48	A	44	A	48	A	50	A	288	48	A	8	111.5
11	AHMED SHAABAN ALMAS	M	48	A	50	A	48	A	42	A	48	A	50	A	286	48	A	18	149.5
12	BRANDON FREDRICK MAIMU	M	48	A	48	A	48	A	46	A	48	A	48	A	286	48	A	18	149.5
13	ELIAH MBOYA MASIATU	M	48	A	50	A	48	A	48	A	46	A	46	A	286	48	A	18	149.5
14	JUSTIN SOLOMON MOLLEL	M	48	A	50	A	48	A	48	A	48	A	44	A	286	48	A	18	149.5
15	MACKLIN MANASE URONU	M	50	A	50	A	46	A	48	A	46	A	46	A	286	48	A	18	149.5
16	MUSA MOHAMED MUSA	M	50	A	50	A	48	A	48	A	44	A	46	A	286	48	A	18	149.5
17	ANGEL ANJELO KIHAGA	F	48	A	50	A	48	A	46	A	46	A	48	A	286	48	A	18	149.5
18	ANGEL HONEST MSENDO	F	48	A	50	A	48	A	46	A	46	A	48	A	286	48	A	18	149.5
19	CATHERIN ANTHONY KASHINDYE	F	48	A	50	A	48	A	48	A	44	A	48	A	286	48	A	18	149.5
20	CATHERINE CASTOL LYIMO	F	50	A	50	A	48	A	44	A	46	A	48	A	286	48	A	18	149.5
21	GENEVIEVE GODLIZEN TILLYA	F	48	A	50	A	50	A	42	A	48	A	48	A	286	48	A	18	149.5
22	JOSEPHINE JOSEPHAT ALPHONCE	F	48	A	50	A	50	A	42	A	48	A	48	A	286	48	A	18	149.5

INDEX	NAME	SEX	MATHEMATICS		KISWAHILI		ENGLISH		SCIENCE		SOCIAL STUDIES		CIVIC & MORAL		TOTAL	AVERAGE	OVR GRADE	SCH POSITION	OVERALL POSITION
23	JULIETH CHARLES JANDWA	F	50	A	50	A	48	A	42	A	46	A	50	A	286	48	A	18	149.5
24	SHARLEEN HERIEL MGONJA	F	50	A	50	A	50	A	42	A	48	A	46	A	286	48	A	18	149.5
25	VIVIAN VENANCE MWAIJIBE	F	48	A	48	A	48	A	46	A	46	A	50	A	286	48	A	18	149.5
26	AMON JACOB MKUMBO	M	50	A	50	A	46	A	46	A	44	A	48	A	284	47	A	35	200
27	ATWAI HAMISI MDEE	M	46	A	50	A	50	A	42	A	46	A	50	A	284	47	A	35	200
28	CALEB CONSTANTINE KIONDO	M	48	A	50	A	48	A	46	A	46	A	46	A	284	47	A	35	200
29	COLLINS FAUSTINE RAMBAU	M	50	A	50	A	48	A	46	A	46	A	44	A	284	47	A	35	200
30	COLLINS STIVEN MOLLEL	M	44	A	50	A	46	A	46	A	50	A	48	A	284	47	A	35	200
31	GABRIEL DANIEL SUMBI	M	48	A	50	A	48	A	46	A	44	A	48	A	284	47	A	35	200
32	MOSSES GODLIVING URASSA	M	50	A	50	A	48	A	48	A	42	A	46	A	284	47	A	35	200
33	NASRI AMIR MFANGAVO	M	48	A	50	A	50	A	44	A	48	A	44	A	284	47	A	35	200
34	OLARIP MICHAEL MOLLEL	M	48	A	50	A	48	A	48	A	44	A	46	A	284	47	A	35	200
35	REUBEN DAUDI SULLEL	M	50	A	50	A	50	A	48	A	44	A	42	A	284	47	A	35	200
36	WILBROD SAMWEL FISSOO	M	50	A	48	A	48	A	46	A	48	A	44	A	284	47	A	35	200
37	CATHERINE AKWELINI SHAYO	F	50	A	50	A	50	A	46	A	46	A	42	A	284	47	A	35	200
38	CHARITY EVERGREEN BALTAZARY	F	48	A	50	A	48	A	46	A	50	A	42	A	284	47	A	35	200
39	DOREEN COLMAN MSELLE	F	50	A	50	A	46	A	48	A	46	A	44	A	284	47	A	35	200
40	GLADNESS GODFREY MWINAMA	F	50	A	50	A	48	A	44	A	46	A	46	A	284	47	A	35	200
41	HELLEN WILLIAM BUKONU	F	50	A	48	A	48	A	48	A	46	A	44	A	284	47	A	35	200
42	SHADYA IBRAHIMU ISSA	F	48	A	50	A	50	A	44	A	48	A	44	A	284	47	A	35	200
43	TATU TUMAINI KILUA	F	48	A	50	A	48	A	44	A	46	A	48	A	284	47	A	35	200
44	ALVIN NDIPO ELIAS	M	48	A	50	A	48	A	44	A	44	A	48	A	282	47	A	54	256.5

INDEX	NAME	SEX	MATHEMATICS		KISWAHILI		ENGLISH		SCIENCE		SOCIAL STUDIES		CIVIC & MORAL		TOTAL	AVERAGE	OVR GRADE	SCH POSITION	OVERALL POSITION
45	ANWARY MOHAMED KASUI	M	50	A	50	A	46	A	46	A	44	A	46	A	282	47	A	54	256.5
46	DAVID FRANK MWANGA	M	48	A	48	A	48	A	42	A	46	A	50	A	282	47	A	54	256.5
47	DEOGRATIAS DOMINIC MOLLEL	M	48	A	50	A	46	A	46	A	46	A	46	A	282	47	A	54	256.5
48	ELIKUNDA JOHN KIONDO	M	50	A	48	A	46	A	48	A	48	A	42	A	282	47	A	54	256.5
49	GODLOVE ANDREW PETER	M	50	A	48	A	46	A	42	A	46	A	50	A	282	47	A	54	256.5
50	HENDRICK ERICK TAIRO	M	48	A	50	A	48	A	44	A	48	A	44	A	282	47	A	54	256.5
51	INNOCENT MICHAEL MBWAMBO	M	50	A	46	A	50	A	46	A	48	A	42	A	282	47	A	54	256.5
52	JOHNSON DAVID MBISE	M	48	A	48	A	50	A	44	A	48	A	44	A	282	47	A	54	256.5
53	MOHAMED MAJIDI MOHAMED	M	50	A	48	A	48	A	46	A	48	A	42	A	282	47	A	54	256.5
54	ONIA TEOPHIL NJELEKA	M	48	A	50	A	48	A	46	A	48	A	42	A	282	47	A	54	256.5
55	PRINCE ITANGIGOMBA NTAVYO	M	50	A	50	A	48	A	48	A	40	B	46	A	282	47	A	54	256.5
56	SENDEKA PAPAA LAIZER	M	50	A	48	A	48	A	46	A	46	A	44	A	282	47	A	54	256.5
57	ZEPHANIAH ZEPHANIAH PAUL	M	48	A	48	A	50	A	46	A	48	A	42	A	282	47	A	54	256.5
58	AREN MICHAEL REMISHOY	F	50	A	50	A	48	A	44	A	48	A	42	A	282	47	A	54	256.5
59	GLORY DEOGRATIAS MALLYA	F	50	A	50	A	50	A	44	A	46	A	42	A	282	47	A	54	256.5
60	HAWA MFAUME MPANGACHUMA	F	44	A	48	A	48	A	44	A	48	A	50	A	282	47	A	54	256.5
61	MAKRINA ELIAS MWENERWA	F	50	A	48	A	48	A	44	A	46	A	46	A	282	47	A	54	256.5
62	RAWDHWAT RASHEED DACHI	F	46	A	50	A	48	A	42	A	48	A	48	A	282	47	A	54	256.5
63	THEOPISTA MRISHO SHABANI	F	48	A	50	A	48	A	42	A	46	A	48	A	282	47	A	54	256.5
64	ABDULHAMID SULEIMAN SIJAMIN	M	48	A	48	A	48	A	42	A	48	A	46	A	280	47	A	72	314.5
65	ABUBAKAR IBRAHIM KIDATU	M	48	A	48	A	48	A	42	A	48	A	46	A	280	47	A	72	314.5
66	COLLINS MELKIOR NDAKIDEMI	M	50	A	50	A	46	A	46	A	42	A	46	A	280	47	A	72	314.5

INDEX	NAME	SEX	MATHEMATICS		KISWAHILI		ENGLISH		SCIENCE		SOCIAL STUDIES		CIVIC & MORAL		TOTAL	AVERAGE	OVR GRADE	SCH POSITION	OVERALL POSITION
67	COLLINS SALUM ALLY	M	48	A	50	A	46	A	46	A	44	A	46	A	280	47	A	72	314.5
68	FARHIM JUMA MSANGI	M	48	A	50	A	46	A	46	A	48	A	42	A	280	47	A	72	314.5
69	GWAMAKA FURAHA KATENI	M	50	A	48	A	46	A	44	A	46	A	46	A	280	47	A	72	314.5
70	IAN DICKSON MTUI	M	48	A	50	A	48	A	46	A	42	A	46	A	280	47	A	72	314.5
71	MARK BARIKI MBISE	M	48	A	50	A	48	A	46	A	44	A	44	A	280	47	A	72	314.5
72	PATRICK SIMPHORIAN MOSHI	M	50	A	50	A	50	A	40	B	48	A	42	A	280	47	A	72	314.5
73	RAMADHAN SAID KITENGE	M	50	A	48	A	46	A	46	A	44	A	46	A	280	47	A	72	314.5
74	YUSUPH ABDALLAH KITUNDU	M	48	A	48	A	50	A	46	A	48	A	40	B	280	47	A	72	314.5
75	BRIGHTNESS EZEKIEL BUDOD	F	48	A	50	A	48	A	46	A	48	A	40	B	280	47	A	72	314.5
76	CANDY GASPER KACHENGE	F	44	A	50	A	50	A	42	A	48	A	46	A	280	47	A	72	314.5
77	DOREEN GODFREY TARIMO	F	48	A	50	A	46	A	46	A	46	A	44	A	280	47	A	72	314.5
78	HERIETH HILLARY MZIRAY	F	48	A	48	A	48	A	44	A	42	A	50	A	280	47	A	72	314.5
79	KAMILIAH SEIF BAKARI	F	48	A	50	A	48	A	42	A	46	A	46	A	280	47	A	72	314.5
80	TECLA LUKUA RAJABU	F	48	A	50	A	48	A	46	A	46	A	42	A	280	47	A	72	314.5
81	ALEX MICHAEL MASOME	M	48	A	50	A	48	A	42	A	46	A	44	A	278	46	A	89	378.5
82	ALFRED MORICE MGAYA	M	46	A	48	A	48	A	44	A	46	A	46	A	278	46	A	89	378.5
83	AMARIS CHRISTIAN NDEGE	M	46	A	48	A	46	A	44	A	46	A	48	A	278	46	A	89	378.5
84	CHRISTIAN GIBSON MBEHI	M	48	A	50	A	46	A	46	A	46	A	42	A	278	46	A	89	378.5
85	FADILRASUL FADHIL MWANGA	M	50	A	50	A	46	A	36	B	46	A	50	A	278	46	A	89	378.5
86	FLORENTINE ASKWARI DIYAY	M	48	A	50	A	46	A	46	A	46	A	42	A	278	46	A	89	378.5
87	IBRAHIM HAJI ELIASA	M	50	A	50	A	50	A	44	A	40	B	44	A	278	46	A	89	378.5
88	JOHN ISACK MREMI	M	48	A	50	A	48	A	42	A	48	A	42	A	278	46	A	89	378.5

INDEX	NAME	SEX	MATHEMATICS		KISWAHILI		ENGLISH		SCIENCE		SOCIAL STUDIES		CIVIC & MORAL		TOTAL	AVERAGE	OVR GRADE	SCH POSITION	OVERALL POSITION
89	TARIKH SALIM ROBERT	M	50	A	46	A	48	A	44	A	48	A	42	A	278	46	A	89	378.5
90	AGNESS GREYSON SHELUKINDO	F	48	A	50	A	48	A	46	A	48	A	38	B	278	46	A	89	378.5
91	CLARA LAZARO MLAWA	F	50	A	50	A	50	A	36	B	46	A	46	A	278	46	A	89	378.5
92	FAUDHIA THABIT MUTABUZI	F	48	A	50	A	48	A	44	A	46	A	42	A	278	46	A	89	378.5
93	GIFT BINGE MASHABARA	F	50	A	48	A	48	A	42	A	46	A	44	A	278	46	A	89	378.5
94	HANAIYA MOHAMED OMARY	F	48	A	50	A	48	A	42	A	46	A	44	A	278	46	A	89	378.5
95	JOAN ISMAIL MLAY	F	44	A	50	A	46	A	46	A	46	A	46	A	278	46	A	89	378.5
96	NASRA HAMIS LANGA	F	46	A	50	A	48	A	38	B	48	A	48	A	278	46	A	89	378.5
97	CLEY REUBEN MHANDO	M	48	A	50	A	46	A	42	A	44	A	46	A	276	46	A	103	441
98	EMMANUEL FREDNANDI SHOO	M	48	A	50	A	48	A	42	A	46	A	42	A	276	46	A	103	441
99	EVANCY DEUS KIMARIO	M	48	A	48	A	46	A	46	A	46	A	42	A	276	46	A	103	441
100	HARRYSON ELISANTE TENGA	M	50	A	50	A	46	A	42	A	42	A	46	A	276	46	A	103	441
101	JOE DANIEL MSAMI	M	50	A	50	A	48	A	40	B	46	A	42	A	276	46	A	103	441
102	JOHN KADARI KILONZO	M	46	A	50	A	50	A	40	B	48	A	42	A	276	46	A	103	441
103	GLORY ADIL MSHANA	F	46	A	48	A	48	A	44	A	46	A	44	A	276	46	A	103	441
104	GLORY GASPER MTALEMWA	F	46	A	50	A	46	A	46	A	44	A	44	A	276	46	A	103	441
105	NASRA ABDULRAHMAN YUSUFU	F	50	A	50	A	50	A	42	A	50	A	34	B	276	46	A	103	441
106	RAHMA YUSUFU MOHAMED	F	48	A	50	A	48	A	42	A	44	A	44	A	276	46	A	103	441
107	SHARON FREDY MKUBWA	F	48	A	50	A	48	A	38	B	48	A	44	A	276	46	A	103	441
108	UMMULKUTHUMU HASSAN NYAN	F	50	A	48	A	48	A	38	B	48	A	44	A	276	46	A	103	441
109	BENGISON GIPSON KILEWO	M	48	A	50	A	48	A	38	B	46	A	44	A	274	46	A	117	511.5
110	BRAYSON SIFUNI KITOMARY	M	48	A	46	A	48	A	38	B	48	A	46	A	274	46	A	117	511.5

INDEX	NAME	SEX	MATHEMATICS		KISWAHILI		ENGLISH		SCIENCE		SOCIAL STUDIES		CIVIC & MORAL		TOTAL	AVERAGE	OVR GRADE	SCH POSITION	OVERALL POSITION
111	GWAMAKA R MWANGOMBA	M	46	A	50	A	46	A	38	B	46	A	48	A	274	46	A	117	511.5
112	HANSEL FORTUNAS WILBARD	M	46	A	48	A	46	A	46	A	46	A	42	A	274	46	A	117	511.5
113	HANSY FRANCIS MTEI	M	48	A	48	A	44	A	46	A	46	A	42	A	274	46	A	117	511.5
114	MESHACK STEPHEN MUNISI	M	48	A	50	A	48	A	42	A	46	A	40	B	274	46	A	117	511.5
115	NOEL JOHN MUYA	M	50	A	50	A	44	A	42	A	44	A	44	A	274	46	A	117	511.5
116	STEVEN SETH NGAFUMEMO	M	48	A	48	A	48	A	40	B	46	A	44	A	274	46	A	117	511.5
117	DIANA LUHENDE MAGOLYO	F	50	A	50	A	46	A	40	B	46	A	42	A	274	46	A	117	511.5
118	DORCAS NICHOLAUS MEENA	F	48	A	50	A	46	A	42	A	46	A	42	A	274	46	A	117	511.5
119	EDNA EMMANUEL MAIMU	F	48	A	46	A	48	A	42	A	46	A	44	A	274	46	A	117	511.5
120	FAITH DAVID KASIGI	F	50	A	50	A	48	A	36	B	48	A	42	A	274	46	A	117	511.5
121	HOSIANA JAMES JONATHAN	F	48	A	50	A	48	A	44	A	46	A	38	B	274	46	A	117	511.5
122	LEAH ANDERSON LAIZER	F	46	A	50	A	48	A	42	A	46	A	42	A	274	46	A	117	511.5
123	PRINCESS SAMANTHA MAWERERE	F	46	A	50	A	48	A	42	A	46	A	42	A	274	46	A	117	511.5
124	RACHEL ANDERSON LAIZER	F	48	A	50	A	48	A	42	A	44	A	42	A	274	46	A	117	511.5
125	NAJIMA AZIZI MWAMWINDI	F	48	A	48	A	49	A	36	B	48	A	44	A	273	46	A	125	554.5
126	ARISTIDES R ALMACHIUS	M	50	A	50	A	46	A	46	A	44	A	36	B	272	45	A	132	595
127	BRYTON TUMAINI KWEKA	M	46	A	50	A	48	A	36	B	46	A	46	A	272	45	A	132	595
128	JOANCE ISSAYA MALYA	M	50	A	50	A	46	A	44	A	46	A	36	B	272	45	A	132	595
129	NOAH PAPAA LAIZER	M	44	A	50	A	50	A	38	B	48	A	42	A	272	45	A	132	595
130	OMBENI DAVID SHUMA	M	48	A	50	A	46	A	38	B	46	A	44	A	272	45	A	132	595
131	CHARITY LOYSILIGAKI WILLIAM	F	48	A	50	A	48	A	38	B	48	A	40	B	272	45	A	132	595
132	DEBORAH JOVIN MOLLEL	F	46	A	50	A	46	A	42	A	46	A	42	A	272	45	A	132	595



INDEX	NAME	SEX	MATHEMATICS		KISWAHILI		ENGLISH		SCIENCE		SOCIAL STUDIES		CIVIC & MORAL		TOTAL	AVERAGE	OVR GRADE	SCH POSITION	OVERALL POSITION
133	ESMEANGEL EMMANUEL TEMU	F	48	A	48	A	48	A	34	B	48	A	46	A	272	45	A	132	595
134	ESTER JOVIN DANIEL	F	50	A	50	A	44	A	46	A	40	B	42	A	272	45	A	132	595
135	EUGINIA EDWIN DALLAS	F	50	A	50	A	48	A	42	A	40	B	42	A	272	45	A	132	595
136	EUNICE GODFREY MBOYA	F	50	A	48	A	48	A	28	C	48	A	50	A	272	45	A	132	595
137	IRENE MATHEW FREDRICK	F	48	A	50	A	48	A	38	B	44	A	44	A	272	45	A	132	595
138	PRECIOUS FREDY MASSAWE	F	46	A	50	A	50	A	42	A	46	A	38	B	272	45	A	132	595
139	IBRAHIM ABDULRAHMAN HUNDE	M	50	A	50	A	50	A	40	B	42	A	38	B	270	45	A	142	685.5
140	IDRISA RAMADHANI MTINANGI	M	50	A	48	A	50	A	42	A	44	A	36	B	270	45	A	142	685.5
141	MUHSIN MHANDO RASHID	M	48	A	50	A	48	A	36	B	46	A	42	A	270	45	A	142	685.5
142	SAITOTI LUKAS LAIZER	M	50	A	50	A	48	A	36	B	46	A	40	B	270	45	A	142	685.5
143	CHARITY HENDRY URIO	F	46	A	50	A	50	A	42	A	44	A	38	B	270	45	A	142	685.5
144	HALIMA HASSANI SALIMU	F	46	A	50	A	48	A	36	B	46	A	44	A	270	45	A	142	685.5
145	VIOLET MICHAEL KASULWA	F	46	A	50	A	48	A	32	B	48	A	46	A	270	45	A	142	685.5
146	ALPHA AMBEGE MWANKENJA	M	44	A	48	A	48	A	42	A	44	A	42	A	268	45	A	149	769
147	JAMES JONAS MOLLEL	M	50	A	44	A	46	A	42	A	44	A	42	A	268	45	A	149	769
148	JORDAN GREYSON EMANUEL	M	48	A	46	A	46	A	38	B	46	A	44	A	268	45	A	149	769
149	AGRIPINA COSMAS LYAKINANA	F	42	A	50	A	48	A	42	A	48	A	38	B	268	45	A	149	769
150	EVELYN ELIHURUMA KIKAHO	F	48	A	50	A	48	A	38	B	38	B	46	A	268	45	A	149	769
151	JOYSAN HOLLSON TEETE	F	46	A	48	A	48	A	34	B	46	A	46	A	268	45	A	149	769
152	MAUREEN MULOKOZI MAKWARA	F	48	A	50	A	48	A	32	B	42	A	48	A	268	45	A	149	769
153	JOEL GEORGE MASSAWE	M	50	A	46	A	48	A	42	A	48	A	32	B	266	44	A	159	865
154	JOHNSON EWALD MREMA	M	42	A	46	A	48	A	40	B	46	A	44	A	266	44	A	159	865



INDEX	NAME	SEX	MATHEMATICS		KISWAHILI		ENGLISH		SCIENCE		SOCIAL STUDIES		CIVIC & MORAL		TOTAL	AVERAGE	OVR GRADE	SCH POSITION	OVERALL POSITION
155	KELVIN REGAN SHAO	M	50	A	42	A	48	A	38	B	48	A	40	B	266	44	A	159	865
156	SHABANI HASSAN MSANGI	M	48	A	50	A	48	A	32	B	46	A	42	A	266	44	A	159	865
157	SHABANI HUSSEIN KULUMBISA	M	46	A	48	A	50	A	36	B	48	A	38	B	266	44	A	159	865
158	TREVIS JULIUS MKODO	M	48	A	48	A	46	A	38	B	44	A	42	A	266	44	A	159	865
159	ABIGAILI PETRO TLUWAY	F	46	A	48	A	48	A	42	A	46	A	36	B	266	44	A	159	865
160	AIRIC DAUD FANUEL	F	46	A	50	A	46	A	42	A	44	A	38	B	266	44	A	159	865
161	HUMAIRAT SAAD MSUFU	F	46	A	50	A	48	A	34	B	42	A	46	A	266	44	A	159	865
162	JESCA GODLISEN MOSHY	F	50	A	50	A	48	A	42	A	44	A	32	B	266	44	A	159	865
163	NURDATH ABUBAKARY JONAS	F	46	A	48	A	48	A	34	B	48	A	42	A	266	44	A	159	865
164	SABRINA SEBASTIAN MMBAGA	F	46	A	48	A	50	A	40	B	40	B	42	A	266	44	A	159	865
165	CALVIN KALIST MATEI	M	44	A	50	A	46	A	42	A	40	B	42	A	264	44	A	169	958
166	IVAN GRYSON TINKA	M	44	A	48	A	50	A	32	B	48	A	42	A	264	44	A	169	958
167	KENEDY PATRICK MSEKE	M	50	A	50	A	48	A	40	B	46	A	30	C	264	44	A	169	958
168	ANGELA EMANUEL MARCO	F	48	A	50	A	48	A	42	A	44	A	32	B	264	44	A	169	958
169	CAREEN MAXIMILIAN KIRIA	F	46	A	50	A	46	A	38	B	40	B	44	A	264	44	A	169	958
170	EVELIN ROBERT KIMBOKA	F	46	A	50	A	48	A	30	C	40	B	50	A	264	44	A	169	958
171	JOYCE ROBSON SINGO	F	46	A	48	A	48	A	42	A	46	A	34	B	264	44	A	169	958
172	JULIETH JONATHAN MBUYA	F	50	A	50	A	44	A	34	B	46	A	40	B	264	44	A	169	958
173	FREDRICK RAPHAEL MAINGI	M	48	A	48	A	46	A	42	A	46	A	32	B	262	44	A	175	1052
174	HAMZA HAJI MWIRY	M	50	A	46	A	48	A	34	B	46	A	38	B	262	44	A	175	1052
175	JOYCE FRANCO ILDEFONCE	F	40	B	50	A	44	A	32	B	50	A	46	A	262	44	A	175	1052
176	MAURINE VINCENT MWACHA	F	48	A	48	A	46	A	36	B	42	A	42	A	262	44	A	175	1052

INDEX	NAME	SEX	MATHEMATICS		KISWAHILI		ENGLISH		SCIENCE		SOCIAL STUDIES		CIVIC & MORAL		TOTAL	AVERAGE	OVR GRADE	SCH POSITION	OVERALL POSITION
177	PRINCESS GODLUCK NGOWI	F	48	A	50	A	46	A	32	B	48	A	38	B	262	44	A	175	1052
178	INNOCNET IMANI ERNEST	M	48	A	48	A	44	A	38	B	48	A	34	B	260	43	A	180	1149
179	LUQMAN ABEDI MDOE	M	50	A	50	A	50	A	26	C	50	A	34	B	260	43	A	180	1149
180	BLESSING WILIAM NYUKI	F	46	A	50	A	46	A	40	B	36	B	42	A	260	43	A	180	1149
181	GIFT WALTER MONGI	F	50	A	48	A	50	A	38	B	46	A	28	C	260	43	A	180	1149
182	PRECIOUS RICHARD MRISHO	F	44	A	50	A	44	A	38	B	46	A	38	B	260	43	A	180	1149
183	BRYSON AMANI JAMES	M	48	A	46	A	50	A	36	B	44	A	34	B	258	43	A	184	1240.5
184	JAMES STEPHEN LANGULA	M	44	A	50	A	44	A	42	A	44	A	34	B	258	43	A	184	1240.5
185	ASHBEL ALEXANDER MTUI	F	50	A	48	A	46	A	34	B	40	B	40	B	258	43	A	184	1240.5
186	SAMANTHA E PALLANGYO	F	48	A	46	A	46	A	35	B	46	A	36	B	257	43	A	186	1293
187	BRAITON PRONETI ROGATH	M	48	A	50	A	50	A	34	B	44	A	30	C	256	43	A	188	1347.5
188	JABIRI SHABANI OMARY	M	48	A	42	A	44	A	38	B	40	B	44	A	256	43	A	188	1347.5
189	DENIS ELIABU MFANGAVO	M	50	A	50	A	48	A	34	B	48	A	24	C	254	42	A	190	1464
190	QUEEN ELIA KIMARO	F	48	A	44	A	48	A	32	B	40	B	42	A	254	42	A	190	1464
191	QUEEN SANARE MOLLEL	F	48	A	48	A	48	A	32	B	42	A	36	B	254	42	A	190	1464
192	IAN THOMAS SHIKIMAYI	M	32	B	50	A	50	A	44	A	42	A	34	B	252	42	A	193	1586.5
193	JOEL RUMISHAEL MINJA	M	50	A	50	A	36	B	34	B	48	A	34	B	252	42	A	193	1586.5
194	JOSHUA EMANUEL MHOJA	M	50	A	28	C	50	A	28	C	42	A	46	A	244	41	A	194	2008.5
195	GYAN GEORGE MUSHI	M	50	A	48	A	46	A	34	B	42	A	22	C	242	40	B	195	2122
196	CAREEN INNOCENT MAGARO	F	46	A	50	A	46	A	22	C	42	A	30	C	236	39	B	196	2454.5
197	CHARLES AMOS MAZERA	M	48	A	44	A	40	B	26	C	46	A	28	C	232	39	B	197	2660.5
198	GROBEN GEORGE KOMBA	M	48	A	46	A	46	A	32	B	38	B	20	D	230	38	B	198	2767

INDEX	NAME	SEX	MATHEMATICS		KISWAHILI		ENGLISH		SCIENCE		SOCIAL STUDIES		CIVIC & MORAL		TOTAL	AVERAGE	OVR GRADE	SCH POSITION	OVERALL POSITION
199	JOVAN MATHEW NUNGU	M	38	B	50	A	40	B	12	D	38	B	16	D	194	32	B	199	4582
200	IKRA RAJABU PALANGE	M	0	E	46	A	0	E	0	E	0	E	0	E	46	7.7	E	200	6742
201	SAMIA ISMAIL PANYIKA	F																	
202	SAYUNI CHRISTOPHER SENDEKA	F																	